








Checklist for Passengers Entering Japan

※Due to **invalid test method, sample collection method or timing of sample collection** in the test result for COVID-19, there have been several reports recently of denied boarding or entry to Japan.

Check	Timing	Required Documents	Link
<input type="checkbox"/>	Within 72 hours prior to international flight departure	<p>1. Please submit a COVID-19 negative test result.</p> <ul style="list-style-type: none"> In principle, please use the prescribed format. (Japanese&English) →Please refer to the entry example on the next page. A valid test method, sample collection method and timing of sample collection are required. 	<p>ANA Website</p> 
		<p>2. If you cannot use the prescribed format due to circumstances, you may use an arbitrary format.</p> <ul style="list-style-type: none"> If you are using an arbitrary format, the inspection certificate must meet the specific requirements of Japanese government. <p>3. If you are using arbitrary format written only in Chinese, please attach a Certificate of Testing for COVID-19.</p>	<p>ANA Website</p>  <p>Embassy of Japan in China</p> 
<input type="checkbox"/>	Upon leaving China	<p>Submit the China Customs Health Declaration Form.</p>  <p>←QR Code for WeChat</p>	<p>If you don't have WeChat, please click here.</p> <p>·Sample English</p>
<input type="checkbox"/>	Upon entering Japan	<p>Install the necessary apps.</p> <ul style="list-style-type: none"> Totally 3 types. (MySOS/Location Information apps/COCOA) 	<p>MHLW of Japan</p> 
<input type="checkbox"/>		<p>Online Questionnaire</p> <ul style="list-style-type: none"> After completing the questionnaire, please save QR code. 	<p>MHLW of Japan</p> 
<input type="checkbox"/>		<p>Written Pledge</p> <ul style="list-style-type: none"> The original is necessary. 	<p>MHLW of Japan</p> 
<input type="checkbox"/>		<p>Please make sure that your visa is valid.</p>	<p>Non-Japanese nationals, please check this point.</p>

Entry Example of the Prescribed Certificate Format

※For entering Japan, MHLW recommend using the prescribed format.

Several passengers have been denied boarding due to ③/④/⑦ invalid documents.

Please make sure to check the documents. Correction tapes are not allowed.

MHLW Prescribed format (Valid after July 1)



COVID-19に関する検査証明 Certificate of Testing for COVID-19

① 交付年月日
Date of issue 2021/7/1

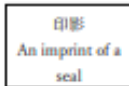
② 氏名 SORANO/TARO パスポート番号 XXXX
Name Passport No.
国籍 JAPAN 生年月日 YYYMMDD 性別 MALE
Nationality Date of Birth Sex

③ 上記の者の COVID-19 に関する検査を行った結果、その結果は下記のとおりである。
This is to certify the following results which have been confirmed by testing for COVID-19 with the sample taken from ⑤ above-mentioned person.

採取部位 Sample (下記いずれかをチェック) /Check one of the boxes below)	検査法 Testing Method for COVID-19 (下記いずれかをチェック/Check one of the boxes below)	結果 Result	④結果判明日 Test Result Date ⑤検体採取日時 Specimen Collection Date and Time	備考 Remarks
<input checked="" type="checkbox"/> 鼻咽喉ぬぐい液 Nasopharyngeal Swab	<input type="checkbox"/> 核酸増幅検査 (RT-PCR 法) Nucleic acid amplification test (RT-PCR)	<input checked="" type="checkbox"/> 陰性 Negative	④ Date/yyyy/mm/dd 2021/4/2	⑥
<input type="checkbox"/> 唾液 Saliva	<input checked="" type="checkbox"/> 核酸増幅検査 (LAMP 法) Nucleic acid amplification test (LAMP)	<input type="checkbox"/> 陽性 Positive →入国不可 No entry into Japan	⑤ Date/yyyy/mm/dd Time HH:MM 2021/4/1 02:30	⑦
<input type="checkbox"/> 鼻咽喉ぬぐい液と咽頭ぬぐい液の混合 Nasopharyngeal and oropharyngeal swabs	<input type="checkbox"/> 核酸増幅検査 (TMA 法) Nucleic acid amplification test (TMA)			
	<input type="checkbox"/> 核酸増幅検査 (TIC 法) Nucleic acid amplification test (TIC)			
	<input type="checkbox"/> 核酸増幅検査 (Smart Amp 法) Nucleic acid amplification test (Smart amp)			
	<input type="checkbox"/> 核酸増幅検査 (NEAR 法) Nucleic acid amplification test (NEAR)			
	<input type="checkbox"/> 次世代シーケンス法 Next generation sequence			
	<input type="checkbox"/> 抗原定量検査* Quantitative antigen test* (HPLA/CLIA)			

* 抗原定性検査ではない。
Not a qualitative antigen test.

⑧ 医療機関名 Name of Medical institution
住所 Address of the institution
医師名 Signature by doctor



① Date of Issue
Date of issue of this certificate

⑤ Result
Only negative is acceptable.

② Personal Information
Passenger should fill out passport number, nationality etc.

⑥ Test Result Date
Date of test result delivery.

③ Sample
Only 3 types of samples are valid. Other samples are invalid.

⑦ Sample Collection Date/Time
Test must be done within 72 hours prior to international flight departure.

④ Testing Method
8 types of testing methods are valid. Other testing methods are invalid.

⑧ Name of Medical Institution
Name of medical institution and doctor's signature are required. (Medical institution's stamp is acceptable.)