







Checklist for Passengers Entering Japan

※Due to **invalid test method, sample collection method or timing of sample collection** in the test result for COVID-19, there have been several reports recently of denied boarding or entry to Japan.

Check	Timing	Required Documents	Link
<input type="checkbox"/>	Before leaving China	<p>Instructions for MySOS App and MySOS Web</p> <p>※By Fast Track in MySOS, recommended by the Ministry of Health, Labour and Welfare of Japan, you can pre-register travel documents such as PCR test certificates and questionnaires before departure from China/arrival in Japan.</p> <p>※Please complete the pre-registration via MySOS App or the MySOS Web at least 6 hours prior to your flight's scheduled arrival.</p> <p>Please refer to the website of Fast Track for details.</p>	<p>MHLW of Japan</p> 
<input type="checkbox"/>	Within 72 hours prior to scheduled flight departure	<p>1. Please submit a COVID-19 negative test result.</p> <ul style="list-style-type: none"> In principle, please use the prescribed format. (Japanese&English) →Please refer to the entry example on the next page. A valid test method, sample collection method and timing of sample collection are required. <p>2. If you cannot use the prescribed format due to circumstances, you may use an arbitrary format.</p> <ul style="list-style-type: none"> If you are using an arbitrary format, the inspection certificate must meet the specific requirements of Japanese government. <p>3. If you are using arbitrary format written only in Chinese, please attach a Certificate of Testing for COVID-19.</p>	<p>ANA Website</p>  <p>ANA Website</p>  <p>Embassy of Japan in China</p> 
<input type="checkbox"/>	Upon leaving China	<p>Submit the China Customs Health Declaration Form.</p>  <p>←QR Code for WeChat</p>	<p>If you don't have WeChat, please click here.</p> <p>•Sample English</p>
<input type="checkbox"/>	Upon entering Japan	<p>Online Questionnaire</p> <ul style="list-style-type: none"> After completing the questionnaire, please save QR code. (Not required if using fast track.) 	<p>MHLW of Japan</p> 
<input type="checkbox"/>		<p>Please make sure that your visa is valid.</p>	<p>Non-Japanese nationals, please check this point.</p>

【Calling from China】 ANA China Customer Service Center : 400-882-8888

(China Standard Time) Mon-Fri: 8:00-18:00 Sat, Sun & public holiday: 9:00-17:30

Entry Example of the Prescribed Certificate Format

※For entering Japan, MHLW recommend using the prescribed format.

MHLW Prescribed format (Valid from Jun 10)



Quarantine Station,
Ministry of Health, Labour and Welfare, Japanese Government

COVID-19に関する検査証明
Certificate of Testing for COVID-19

① 交付年月日
Date of issue 2022/6/10

② 氏名
Name SORANO/TARO 生年月日
Date of Birth YYYYMMDD

上記の者の COVID-19 に関する検査を行った結果、その結果は下記のとおりである。
よって、この証明を交付する。
This is to certify the following results which have been confirmed by testing
for COVID-19 conducted with the sample taken from the above named person.

③ 採取検体 Sample (下記いずれかをチェック/Check one of the boxes below)	④ 検査法 Testing Method for COVID-19 (下記いずれかをチェック/Check one of the boxes below)	⑤ 結果 Result	⑥ 検体採取日時 Specimen Collection Date and Time	備考 Remarks
<input type="checkbox"/> 鼻咽頭ぬぐい液 Nasopharyngeal Swab	<input type="checkbox"/> 核酸増幅検査 (NAAT: PCR, LAMP, TMA, TRC, Smart Amp, NEAR, Next generation sequence)	<input type="checkbox"/> 陰性 Negative	Date(yyyy /mm /dd) ____/____/____	
<input type="checkbox"/> 鼻腔ぬぐい液※2 Nasal Swab	<input type="checkbox"/> 抗原定量検査※1 Quantitative antigen test (CLEIA/ECLIA)	<input type="checkbox"/> 陽性 Positive →入国不可 No entry into Japan	Time AM/PM : ____:____	
<input type="checkbox"/> 唾液 Saliva				
<input type="checkbox"/> 鼻咽頭ぬぐい液と咽頭ぬぐい液の混合 Nasopharyngeal and Oropharyngeal Swabs				

※1 抗原定性検査ではない。

Not a qualitative antigen test.

※2 鼻腔ぬぐい液検体は核酸増幅検査のみ有効

Nasal Swab is valid when the test method is Nucleic acid amplification test (NAAT).

⑦ 医療機関名 Name of Medical institution _____

Several passengers have been denied boarding
due to ③/④/⑥ invalid documents.

Please make sure to check the documents. Correction tapes are not allowed.

① Date of Issue
Date of issue of this certificate

② Personal Information
Name , Date of birth

③ Sample
Only 4 types of samples are
valid. Other samples are
invalid.

④ Testing Method
8 types of testing methods
are valid. Other testing
methods are invalid.

⑤ Result
Only negative is acceptable.

⑥ Sample Collection
Date/Time
Test must be done within 72
hours prior to scheduled
flight departure.

⑦ Name of Medical Institution