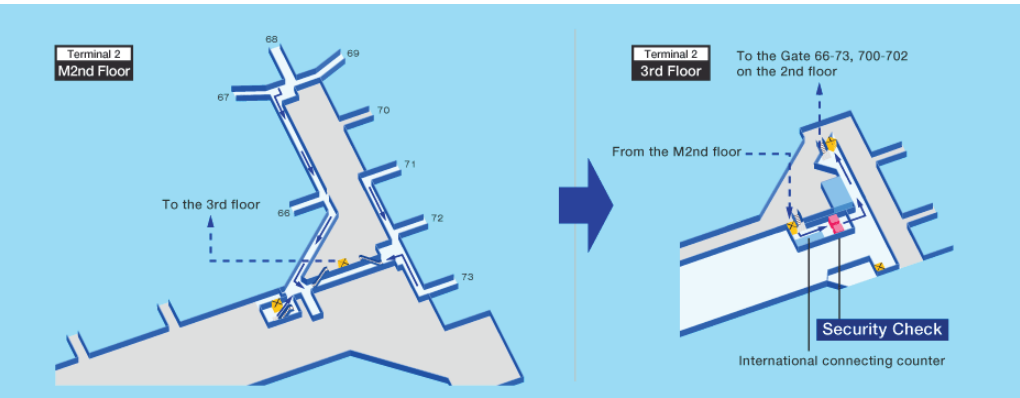


Connecting between International Flights

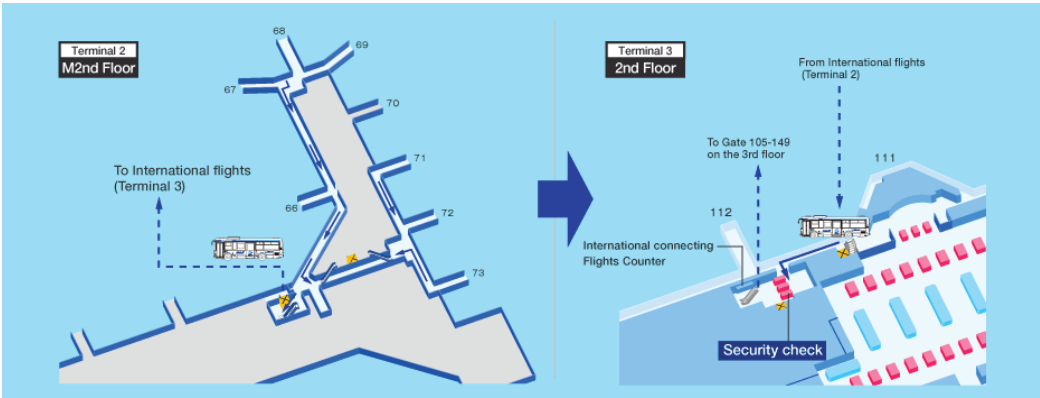
| | | | |
|----------------|-------------|---------------------------------------|--------|
| Elevator | Information | Currency exchange | ATM |
| Smoking Room | Railway | Monorail | Toilet |
| Lactation room | Telephone | Coin Lockers | Bus |
| Taxi | Boat | Passengers arriving at Haneda Airport | |

Connecting within Terminal 2



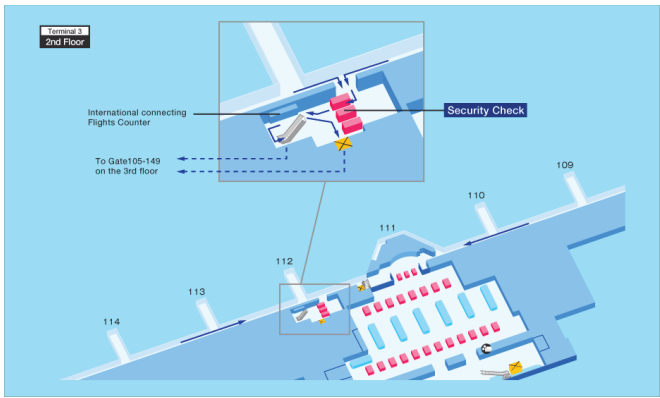
Follow the indications for International Connecting Flights (Terminal 2) and proceed to the security check.

Connecting from Terminal 2 to Terminal 3



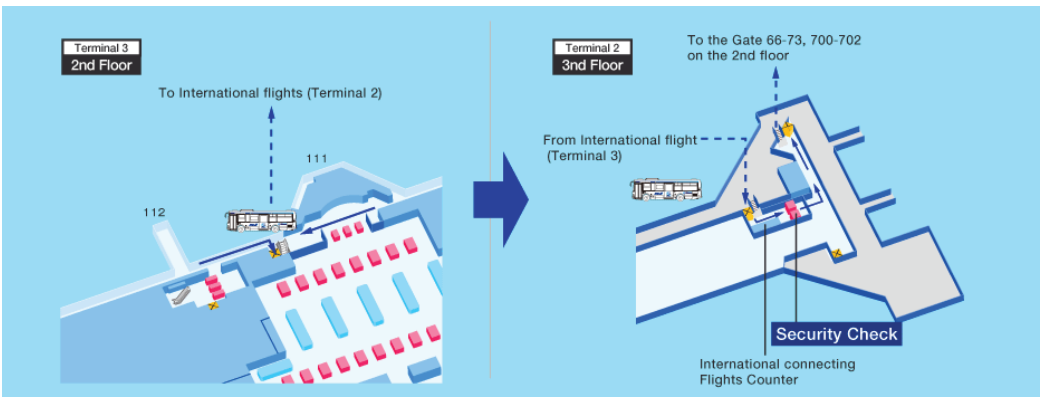
Follow the indications for International Connecting Flights (Terminal 3) and proceed to the shuttle bus stop.
After arriving at the terminal, please proceed to the security check.

Connecting within Terminal 3



Follow the indications for International Connecting Flights (Terminal 3) and proceed to the security check.

Connecting from Terminal 3 to Terminal 2

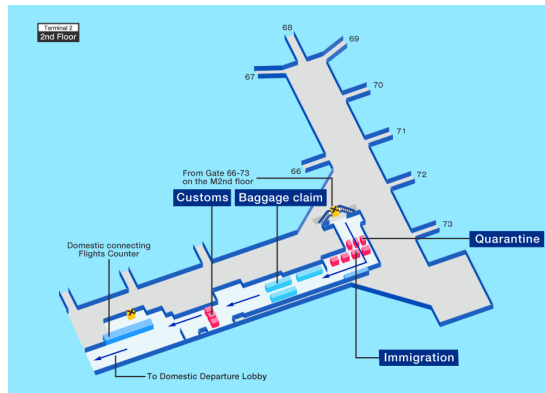


Follow the indications for International Connecting Flights (Terminal 2) and proceed to the shuttle bus stop.
After arriving at the terminal, please proceed to the security check.

Connecting between International and Domestic Flights

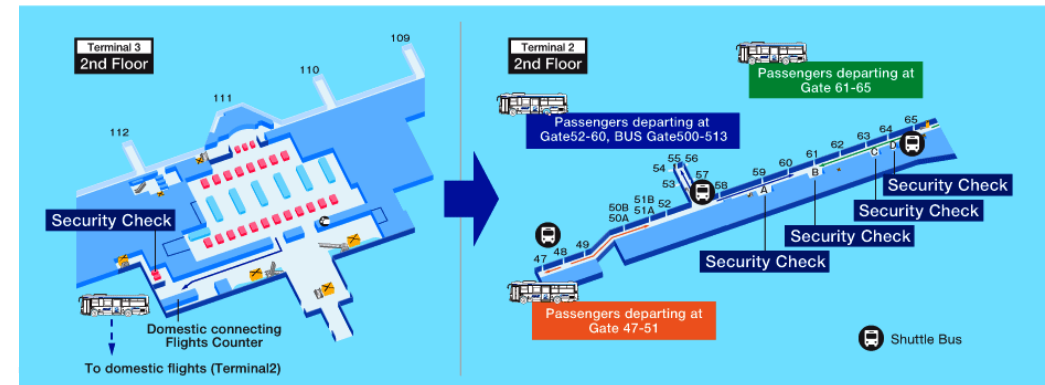
| | | | |
|----------------|-------------|---------------------------------------|--------|
| Elevator | Information | Currency exchange | ATM |
| Smoking room | Railway | Monorail | Toilet |
| Lactation room | Telephone | Coin lockers | Bus |
| Taxi | Boat | Passengers arriving at Haneda Airport | |

Connecting within Terminal 2 (International to Domestic)



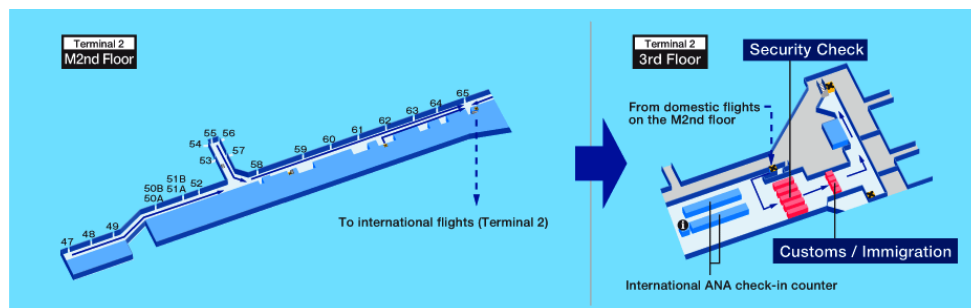
Collect any checked baggage at baggage claim and re-check your baggage at the domestic transit counter. Then go through the security check for domestic flights.

Connecting from Terminal 3 (International) to Terminal 2 (Domestic)



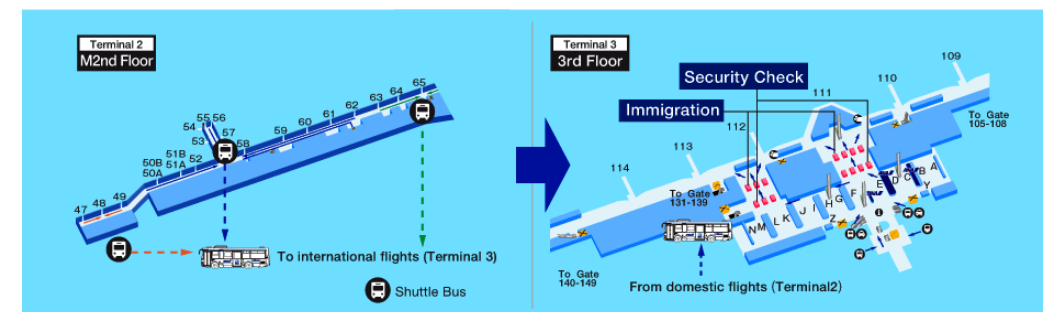
Collect any checked baggage at baggage claim and re-check your baggage at the domestic transit counter. After going through the security checkpoint for domestic flights, please proceed to Terminal 2 using the shuttle bus for connecting passengers.

Connecting within Terminal 2 (Domestic to International)



Follow the indications for International Connecting flights (Terminal 2) and take the elevator up to the 3rd floor of departure lobby. Then go through the security check.

Connecting from Terminal 2 (Domestic) to Terminal 3 (International)



Follow the indications for International Transfers (Terminal 3) and proceed to Terminal 3 on the shuttle bus for connecting passengers. The bus will arrive at the 1st floor of Terminal 3. Proceed to the 3rd floor departures lobby and then go through the security checkpoint.