

Thank you for boarding.

For your information, airport staff and cabin attendants cannot explain or operate an oxygen cylinder.



## Instructions for Oxygen Cylinders

### Functions



Flow Regulator

Oxygen Outlet

Shut-off valve

### Attachments



Mask




Cannula

### How to use


① Connect the mask or cannula to the oxygen outlet.



② Ensure the flow regulator dial is set to "0".



③ Fully open the shut-off valve (turned towards the GREEN indicator).



④ Turn the dial to set the oxygen flow rate as prescribed by your physician.




### Method of the end

① Close the shut-off valve completely (turn it in the direction of the RED indicator).



② Set the scale of the flow regulator to "0".



✘ Please stow the cylinder under the seat in front of you.

If it does not fit in, please hold it on the lap during takeoff and landing.