





Checklist for Documents required to enter Japan

All passengers traveling to Japan are required to have a certificate of a negative COVID-19 test result at their departure country before boarding. Cases where passengers are unable to enter Japan are increasing. Those who do not have certifications that clearly indicate a valid specimen collection method, testing method, and testing period will not be permitted entry into Japan. We will deny boarding if we cannot confirm a valid test certificate upon check-in.

Timeline	Check	Documents required	Link
Within 72 hours prior to the departure of their international flight bound for Japan	<input type="checkbox"/>	Prepare a valid test certificate . ※Submission of the test certificate in the designated format is strongly recommended. ※ Certifications must clearly indicate a valid specimen collection method, testing method, and testing period. ※ If you are not using the designated format, please be sure to confirm that all requirements for the test certificate are met.	
Required to present upon entry into Japan	<input type="checkbox"/>	Installation of necessary apps. ① MySOS (Health and Location Monitoring App) ② Location Information apps (Google Maps) ③ COCOA (COVID 19 Contact Confirming App)	
	<input type="checkbox"/>	QR code generated upon completing the Online Questionnaire . ※ Screenshot or printed one	
	<input type="checkbox"/>	Submit the Written Pledge . ※Original printed form is required)	
	<input type="checkbox"/>	Valid visa or residence card ※For Non-Japanese nationality	

※When connecting to an international flight via Tokyo, please check the entry conditions of each country.