





# Checklist for Documents required to enter Japan

All passengers traveling to Japan are required to have a certificate of a negative COVID-19 test result at their departure country before boarding. Cases where passengers are unable to enter Japan are increasing. Those who do not have certifications that clearly indicate a valid specimen collection method, testing method, and testing period will not be permitted entry into Japan. We will deny boarding if we cannot confirm a valid test certificate upon check-in.

Timeline	Check	Documents required	Link
Within 72 hours prior to the departure of their international flight bound for Japan	<input type="checkbox"/>	Prepare a <a href="#">valid test certificate</a> . ※Submission of the test certificate in the <a href="#">designated format</a> is strongly recommended. ※ Certifications must clearly indicate a valid specimen collection method, testing method, and testing period. ※ If you are not using the designated format, please be sure to confirm that all requirements for the test certificate are met.	
Required to present upon entry into Japan	<input type="checkbox"/>	<a href="#">Installation of necessary apps.</a> ① MySOS (Health and Location Monitoring App) ② Location Information apps (Google Maps) ③ COCOA (COVID 19 Contact Confirming App)	
	<input type="checkbox"/>	QR code generated upon completing the <a href="#">Online Questionnaire</a> . ※ Screenshot or printed one	
	<input type="checkbox"/>	Submit the <a href="#">Written Pledge</a> . ※Original printed form is required)	
	<input type="checkbox"/>	Valid visa or residence card ※For Non-Japanese nationality	

※Certificate for COVID-19 test other than the designated format stated above may be accepted for inspection. (Click [here](#) for the PDT information).

※When connecting to an international flight via Tokyo, please check the entry conditions of each country.