







Checklist for Documents required to enter Japan

If any of required item in the documents is in correct or missing, you cannot board the flight to Japan.

Check	Timeline	Documents required	Link	
□	Within 72 hours prior to the departure of their international flight bound for Japan	<input type="checkbox"/> Prepare a valid test certificate Test certificate must clearly indicate a valid sample, testing method, and specimen collection date and time specified by the Ministry of Health, Labor and Welfare (MHLW), Japanese Government.	MHLW of Japan Border Control Measures ⇒ click here	
		<input type="checkbox"/> Submission of the test certificate in the prescribed format by MHLW of Japan is strongly recommended. *We also strongly recommend to print out the prescribed format and bring it with you for a test	MHLW of Japan Prescribed format ⇒ click here	
		<input type="checkbox"/> If you are not using the prescribed format, please be sure to confirm that all requirements for the test certificate are met since there are many insufficient cases		
Please refer to the example on the next page and confirm all requirements				
□	Required to present upon entry into Japan	Installation of necessary apps (three different apps) are required ①MySOS (Health and Location Monitoring App) ②Location Information apps (Google Maps) ③COCOA (COVID 19 Contact Confirming App)	MHLW of Japan necessary apps ⇒ click here	
□		QR code generated upon completing the Online Questionnaire (screenshot or printed one)	MHLW of Japan FAQ ⇒ click here	
□		Submit the Written Pledge ※ The original is required ※ It is available in the ANA flight	MHLW of Japan Written Pledge ⇒ click here	
□		Valid visa or residence card ※For Non-Japanese nationality		
□		[Customers concerned Tokyo Olympic and Paralympic Games only] Installation of OCHA app		

COVID19 Test Result Government Form Example

①～⑧ must be filled out by the test institution. If any of the items are missing, passengers are not allowed to board the flight.

Please make sure the document when you receive the certificate.
Correction tapes are not allowed.

<p>1 Date of issue</p> <p>Date of issue of this certificate</p>	<p>5 Result</p> <p>Only negative is acceptable.</p>
<p>2 Personal Information</p> <p>Passenger can fill out passport number, nationality etc., if missing.</p>	<p>6 Test Result Date</p> <p>Date results came out.</p>
<p>3 Sample</p> <p>Only 3 types of sample are valid. Other samples are invalid. Check only one.</p>	<p>7 Specimen Collection Date/Time</p> <p>Test must be done within 72 hours before departure time of the flight. [Example] Frankfurt → Haneda flight departs at May 29th 13h30, test must be performed after May 26th 13h30 (in Germany).</p>
<p>4 Testing Method</p> <p>8 types of testing methods are valid. Other testing methods are invalid. Check only one.</p>	<p>8 Name of Medical Institution</p> <p>Name of medical institution and doctor's signature are required. (Medical institution's stamp is acceptable)</p>



Quarantine Station,
Ministry of Health, Labour and Welfare, Japanese Government

COVID-19に関する検査証明
Certificate of Testing for COVID-19

1 交付年月日
Date of issue 2021/ 5/ 28

2 氏名 Sorano Taro パスポート番号 XXXXXXXX
Name Sorano Taro Passport No. XXXXXXXX
国籍 Japan 生年月日 YYYY/MM/DD 性別 Male
Nationality Japan Date of Birth YYYY/MM/DD, Sex Male

3 上記の者のCOVID-19に関する検査を行った結果、検査結果は下記のとおりである。
よって、この検査結果を証明する。
This is to certify the following results which have been confirmed by testing for COVID-19 conducted with the sample taken from the above-mentioned person.

採取検体 Sample (下記いずれかをチェック/Check one of the boxes below)	検査法 Testing Method for COVID-19 (下記いずれかをチェック/Check one of the boxes below)	結果 Result	①結果判明日 Test Result Date ②検体採取日時 Specimen Collection Date and Time	備考 Remarks
<input checked="" type="checkbox"/> 鼻咽頭ぬぐい液 Nasopharyngeal Swab	<input type="checkbox"/> 核酸増幅検査 (RT-PCR 法) Nucleic acid amplification test (RT-PCR)	<input checked="" type="checkbox"/> 陰性 Negative	① Date (yyyy / mm / dd) <u>2021 / 5 / 28</u>	6
<input type="checkbox"/> 唾液 Saliva	<input checked="" type="checkbox"/> 核酸増幅検査 (LAMP 法) Nucleic acid amplification test (LAMP)	<input type="checkbox"/> 陽性 Positive →入国不可 No entry into Japan	② Date (yyyy / mm / dd) Time <u>AM/PM</u> <u>12:00 (CSD)</u>	
<input type="checkbox"/> 鼻咽頭ぬぐい液と鼻咽頭ぬぐい液の混合 Nasopharyngeal and oropharyngeal swabs	<input type="checkbox"/> 核酸増幅検査 (TMA 法) Nucleic acid amplification test (TMA)			
	<input type="checkbox"/> 核酸増幅検査 (TRC 法) Nucleic acid amplification test (TRC)			
	<input type="checkbox"/> 核酸増幅検査 (Smart Amp 法) Nucleic acid amplification test (Smart Amp)			
	<input type="checkbox"/> 核酸増幅検査 (NEAR 法) Nucleic acid amplification test (NEAR)			
	<input type="checkbox"/> 次世代シーケンス法 Next generation sequence			
	<input type="checkbox"/> 抗原定量検査* Quantitative antigen test* (CLEIA)			

* 抗原定性検査ではない。
Not a qualitative antigen test.

8 医療機関名 Name of Medical institution O'hare Medical Center
住所 Address of the institution 1234 O'hare Dr. Chicago IL, 123456
医師名 Signature by doctor Dr. O'hare

印影
An imprint of a seal

Non-governmental form COVID19 negative certificate

①~⑧ must be filled out by the test institution. If any of the items are missing, passengers are not allowed to board the flight.

Please make sure the document when you receive the certificate.

Correction tapes are not allowed.

1 Date of issue Date of issue of this certificate	5 Result Only negative is acceptable.
2 Personal Information Passenger can fill out passport number, nationality etc., if missing.	6 Test Result Date Date results came out.
3 Sample Only below 3 types are valid. Check only 1. 1. Nasopharyngeal (Swab/Smear)/Nasopharynx 2. Saliva 3. Nasopharyngeal and Oropharyngeal	7 Specimen Collection Date/Time Test must be done within 72 hours before departure time of the flight. [Example] Frankfurt → Haneda flight departs at May 29 th 13h30, test must be performed after May 26 th 13h30 (in Germany).
4 Testing Method 8 types of testing methods are valid. Other testing methods are invalid. Check only one.	8 Name of Medical Institution Name of medical institution and doctor's signature are required. (Medical institution's stamp is acceptable)

Dr. Bauer
Laboratoriums GmbH
Am Strande 7 • 18055 Rostock • Tel.: _____

1 Issued on 07JAN2021
Order Number: _____

3 Sample Receipt Date: 07 Jan 2021, 11:14 (CET)
Sample Type: _____

7 Collection Date: 07 Jan 2021, 10:18 (CET)

6 Date of Finding: 07 Jan 2021, 10:28 (CET)
Nature of the Findings: Final Findings

2 Patient No.: _____ First Name: _____ Last Name: _____
Date of Birth: _____

4 Testing method: RT-PCR

5 **NEGATIVE FINDINGS** // There is no recognizably increased risk of infection for contact persons

INTERPRETATION
No SARS-CoV-2 specific RNA could be detected. An infection with SARS-CoV-2 is not detectable in the examined sample with the applied method. An increased risk of infection for third parties is currently not apparent. No conclusions can be drawn about past and cured infection statuses, as well as not yet sufficiently advanced (incubation phase) or future infections with SARS-CoV-2. In case of suspected infection or contact with SARS-CoV-2 carriers, a physician should be consulted, and a control should be carried out at short notice.

RESULT VERIFICATION USING BLOCKCHAIN
Reliable proof of your Covid-19 test. Simply scan the QR code and verify the authenticity of the result.

UBIRCH